

ENSA[®] Ceramic



OVERVIEW ENSA®
CERAMIC

CHARACTERISTICS
FUNCTIONALITY
ADVANTAGES
APPLICATION



HIGH QUALITY, DURABILITY,
FUNCTIONALITY AND
CONTEMPORARY DESIGN -
EXPRESSION THROUGH THE BEATY
OF NATURAL STONE IN THE SERIE
OF INFRARED HEATERS
ENSA® CERAMIC



More information: www.ensa.com

WHY ENSA® CERAMIC



Heaters of serie ENSA Ceramic - is a contemporary heating system of energy saving type as well as a style and efficiency in room heating.

Warmth accumulation and super economy

Due to the massive ceramic surface of the heater, the warmth accumulates and after the heater has been turned off and unplugged it still emits the warmth for 40 minutes for free.

Functionality

These heaters are supplied with simple but at the same time the most advantageous and beneficial functionality. With these heaters you obtain the possibility to choose the type of installation (floor/ wall); thermoregulator (4 modes of work); legs; drier for clothes.

Design

The serie ENSA® Ceramic is created in laconic style and black-white tones. Such heaters will perfectly find a place and complete any interior even the most up-to-date designed premises.

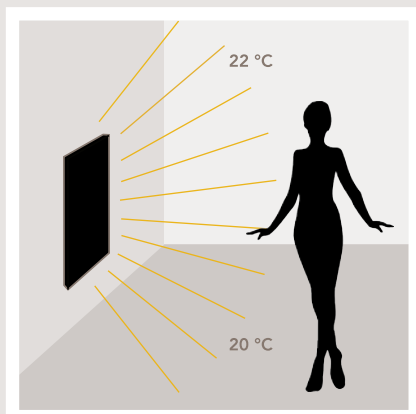
Easy to install and comfort

The simplicity is felt in each step - from design to control. This is a universal solution for each person who needs a reliable and economical heating.

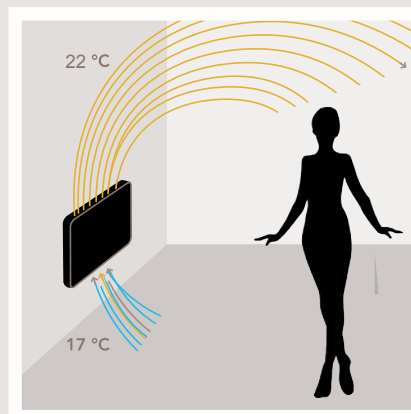
ENSA® CERAMIC - is a double force of the room heating.



Thank to the fact that in the heaters ENSA® Ceramic is used double type of heating: infrared heating and natural convection, the climate in the room remains wellsome, and the heating process flown quickly and efficiently.



Infrared heating calorifies the objects and people without air circulation



Natural convection moderately heats the air. It does not lift the dust and down not dry the air.

BENEFITS OF ENSA® CERAMIC

WALL MOUNTING

EASY
to move

CERAMIC
HEATING
SURFACE

4
MODES

TURBO

ANTI-
FREEZE

COMFORT

ECO

EASY
TO PLUG

+ FREE STANDING

SHOES & CLOTHES DRYING



GOOD NEWS!

HEATER
FOR BATHROOM

IP44



MODEL ROW
ENSA® CERAMIC



FEEL THE HEAT OF NATURAL STONE WITH
THE SERIE OF CERAMIC HEATERS FROM
ENSA®

TECHNICAL CHARACTERISTICS

CR500 TW



CR500 TB



The heating area - up to 10 m² (up to 30 m³)
 Power - 525Watt
 Thermoregulation - available
 Anti-freeze - available
 Over-heating protection (90°C) - available
 Installation - wall / floor
 Voltage drops protection - available
 Protection class - IP44
 Dimensions - 60x60x1,8 (cm)
 Dimensions packed - 65x65x86 (cm)
 Weight - 12,5kg
 Possibility of usage in bathrooms - Yes

Components: Cloths drier; legs; thermoregulator; bracket + mounting kit; cord with a plug (earthed) disconnecting ; fuse; operating instruction(guarantee)


The heating area - up to 18 m² (up to 51 m³)
 Power - 1000Watt
 Thermoregulation - available
 Anti-freeze - available
 Over-heating protection (90°C) - available
 Installation - wall / floor
 Voltage drops protection - available
 Protection class - IP44
 Dimensions - 60x120x1,8 (cm)
 Dimensions packed - 65x125x8 (cm)
 Weight - 25kg
 Possibility of usage in bathrooms - Yes

Components: Cloths drier; legs; thermoregulator; bracket + mounting kit; cord with a plug (earthed) disconnecting ; fuse; operating instruction(guarantee)

CR1000 TB



CR1000 TW




TECHNICAL CHARACTERISTICS


The heating area - up to 10 m² (up to 30 m³)
Power - 525Watt
Thermoregulation - not available
Anti-freeze - not available
Over-heating protection (90°C) - not available
Installation - wall
Voltage drops protection - not available
Protection class - IP44
Dimensions - 60x60x1,8 (cm)
Dimensions packed - 65x65x86 (cm)
Weight - 12,5kg
Possibility of usage in bathrooms - Yes

Components: mounting kit; cord with a plug (earthed);
instruction(guarantee).


CR500 W



CR500 B



CR1000 W



CR1000 B

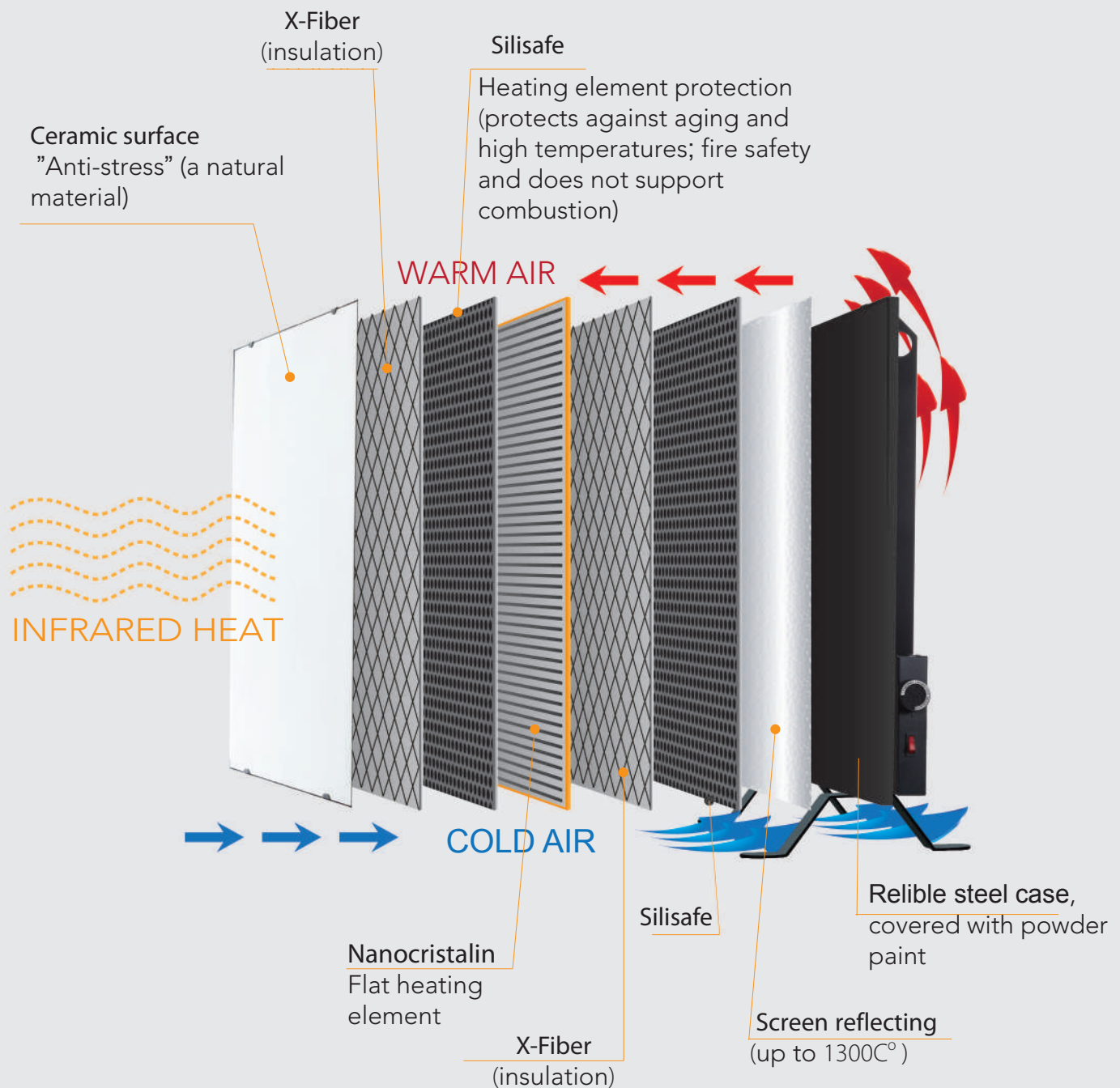


The heating area - up to 18 m² (up to 51 m³)
Power - 1000 Watt
Thermoregulation - not available
Anti-freeze - not available
Over-heating protection (90°C) - not available
Installation - wall
Voltage drops protection - not available
Protection class - IP44
Dimensions - 60x120x1,8 (cm)
Dimensions packed - 65x125x8 (cm)
Weight - 25kg
Possibility of usage in bathrooms - Yes

Components: mounting kit; cord with a plug (earthed);
instruction(guarantee).

HOW DOES IT WORK

COMPLETE TECHNICAL EXCELLENCE



ENSA energy saving

DESIGN / APPLICATION



ENSA® CERAMIC

APARTMENTS, HOUSES



BATHROOMS

OFFICES



SALES CHANNELS

We have created a special model especially for **Retail** and **E-commerce**

Now you can sell
MORE - FASTER - REGULAR



UNIQUE PRODUCT

FUNCTIONAL, BEAUTIFULLY,
EASY and READY for USE



THIS PACKAGING SELL BETTER

QUALITY
CONTENT

